



**POLYBIND DUST**  
**FOR STONE JOINTS 1/2" TO 6"**  
TDS Revision Date (dd/mm/yyyy): 20/12/2024

# TECHNICAL DATA SHEET

**Update:** December 20, 2024  
Make sure you have an updated data sheet on hand.  
Canada and U.S. dial **1-855-847-7767** or (450) 624-1611

**Description:** **POLYBIND DUST** is a unique mixture of polymer binders and calibrated stone available in Tan and Grey. Once **POLYBIND DUST** sets, it becomes very firm and locks between the wet cast or natural stone joints while still retaining flexibility and providing a long lasting, durable jointing material. **POLYBIND DUST** is recommended for a variety of uses including pool decks, patios, footpaths, and any other pedestrian applications.

- Features:**
- For pedestrian use only
  - Compatible with all types of wet cast and natural stones
  - Does not haze wet cast or natural stones
  - Use for joints that are a minimum of 1/2" (1,25 cm) to a maximum of 6" (15 cm) wide
  - Product works at above 59°F (15°C)
  - **Rain safe 24 hours** after water activation
  - Ideal with the application on [Gator Base panels](#) foundation
  - Waterproof bags: Lay bag flat on its back, so front of the bag is facing you. Intact pallets can be stored outdoors
  - 15-Year Limited Warranty

**Maintenance of paved surface:** When maintaining the stone surface, apply [Gator Shampoo](#) to clean the entire surface including the stone joints. Wash, rinse and remove any residue by using a hose and a watering gun set to shower with the normal maximum water pressure from any residential or commercial building (typically 80 psi/550 kPa).

**Coverage:** The quantity required depends on the shape and size of the wet cast or natural stones as well as the width of the joints. One bag of 50 lb (22.7 kg) of this product will cover between 20 to 30 square feet if the joints are about 1" (25 mm) to 2" (5 cm) wide and the wet cast or natural stones are about 2" to 2-1/2" in height.

Per 50 lb (22.7 kg) bag (Wetcast or natural stones 2" (5 cm) to 2-1/2" in height)	JOINTS WIDTH	
	1" to 2"	2,5 to 5 cm
Tan, Grey	20 - 30 sq. ft.	1,9 - 3 sq.m.



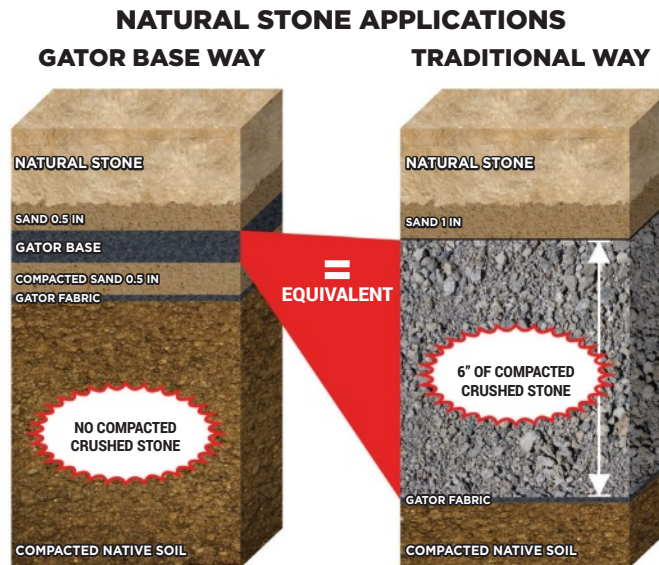


## POLYBIND DUST FOR STONE JOINTS 1/2" TO 6"

TDS Revision Date (dd/mm/yyyy): 20/12/2024

### IMPORTANT INSTALLATION NOTES

- A Always refer to the latest **POLYBIND DUST** [Technical Data Sheet \(TDS\)](#) at [Polybind.com](http://Polybind.com) before installing **POLYBIND DUST**.
- B **POLYBIND DUST** must be installed above 59°F (15°C).
- C **POLYBIND DUST** can only be installed if rain is not forecasted in the next 24 hours.
- D Wet cast & natural stone sides and top surfaces must be completely dry. Do not apply if the wet cast or natural stone surface is damp or wet. The damp or wet surface will cause **POLYBIND DUST** to prematurely activate and will lead to the polymers sticking on the wet cast or natural stone surface.
- E Do not apply if the wet cast or natural stone joints are damp or wet. This will prevent the **POLYBIND DUST** from properly sliding into the joints and obtaining very densely packed joints, which is critical to the products performance.
- F Minimize or avoid walking on the wet cast or natural stones for 24 hours after the installation of **POLYBIND DUST**.
- G If **POLYBIND DUST** is left lying on the wet cast or natural stone surface for a long duration, moisture can form and will activate the **POLYBIND DUST** on the wet cast or natural stone surface, staining may occur.
- H Do not use **POLYBIND DUST** when wet cast or natural stones are installed over a concrete base. **POLYBIND DUST** is designed to function on a traditional base system. A concrete base inhibits drainage, thus the trapped water will negatively impact the product's performance.



**DIAGRAM 2**

### PLEASE NOTE:

**POLYBIND DUST** becomes very firm but will detach from wet cast or natural stones if the crushed stone base has excessive movement. It will also detach from the wet cast or natural stones if the wet cast or natural stones are oscillating back and forth due to improper installation. By following **POLYBIND DUST** installation instructions carefully, you will obtain a very hard jointing material. It should be noted that **POLYBIND DUST** will continue to harden over time. Avoid excessive watering or flooding of wet cast or natural stone areas. When installing wet cast or natural stones around an underground pool, a slope of 1/8 inch (3 mm) per linear foot away from the pool is mandatory. All wet cast or natural stone surfaces must have a drainage slope for the **POLYBIND DUST** to work at its optimum. For the pool coping blocks, it is mandatory to use mortar in the joints. For the rest of the wet cast or natural stones installation around the pool, you can use **POLYBIND DUST**. Do not sweep **POLYBIND DUST** over asphalt.




**POLYBIND DUST  
FOR STONE JOINTS 1/2" TO 6"**

TDS Revision Date (dd/mm/yyyy): 20/12/2024

**THIS CROSS-SECTION REPRESENTS THE HEIGHT OF POLYMERIC STONE DUST FOUND IN THE JOINTS**



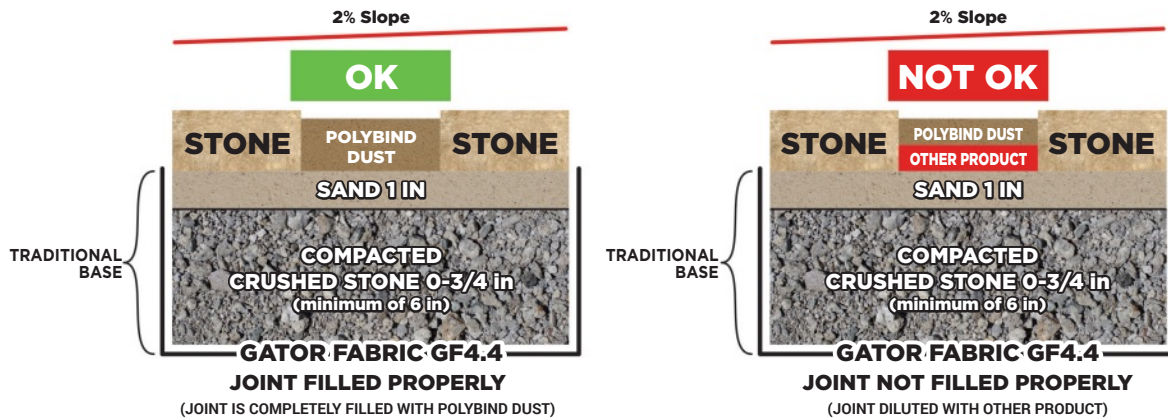
Maximum joint width 6"



**FOR USE ON AND REQUIRED SUB-SURFACE PREPARATION**

**POLYBIND DUST** is recommended for a variety of uses, including patios, walkways and pool decks. The wet cast or natural stones must be installed on a traditional base system: maximum of 1" (25 mm) of bedding sand, plus a minimum of 6" (15 cm) of crushed stone compacted at 98% Proctor density. (See diagram 1 below). Adding a second layer 1" (25 mm) of loose sand on top of the **Gator Base** (See Diagram 2 on page 2) for wet cast or natural stones is also an accepted method of installation.

DIAGRAM 1



Sand or [ASTM No. 9 Stone](#) can be used as a bedding layer under the stone

**DO NOT USE WHEN STONES ARE INSTALLED OVER A CONCRETE SLAB.  
DO NOT USE FOR VEHICULAR TRAFFIC.**





## POLYBIND DUST FOR STONE JOINTS 1/2" TO 6"

TDS Revision Date (dd/mm/yyyy): 20/12/2024



### INSTALLATION STEPS FOR A NEW WET CAST OR NATURAL STONE SURFACE

- 1 Install the wet cast or natural stones on a maximum 1" (25 mm) bed of sand. Make sure that there is at least 6" (15 cm) of compacted crushed stone under the bedding sand. See diagram 1.
- 2 Make sure the wet cast or natural stone top and side surfaces are dry .  
**FOR NATURAL STONES:** Using a hard-bristle broom, sweep **POLYBIND DUST** in between the full depth of the natural stone joints.  
**FOR WET CAST STONES:** Using a scoop, carefully pour **POLYBIND DUST** in between the full depth of the joints and avoid getting any **POLYBIND DUST** on the wet cast stone surface.
- 3 Hit the wet cast or natural stones with a rubber mallet; this will make the **POLYBIND DUST** settle firmly into the joints by removing any air pockets. Repeat step 2 and step 3 at least two more times.
- 4 Using a soft, fine-bristle broom, sweep all excess **POLYBIND DUST** off wet cast or natural stone surfaces. Ensure that **POLYBIND DUST** lies at least 3 mm (1/8") below the top of the wet cast or natural stones or erosion may occur.
- 5 Using a leaf blower, blow all **POLYBIND DUST** residues off wet cast or natural stone surfaces.

### WATER ACTIVATION (IMPORTANT NOTES)

- A Work in manageable sections, ideally about 4.6 sq. m. (50 sq. ft.) at a time, depending on temperature.
- B Do not allow **POLYBIND DUST** to wash out of joint.
- C Never allow paved surface to dry out during the water activation phase.
- D Watering must be started at the lowest point of the paved surface.
- E Use a watering gun connected to a hose. Setting should be set to shower.

### POLYBIND DUST WATER ACTIVATION STEPS

- 6 Shower a specific 4.6 sq. m. (50 sq. ft.) area for 90 seconds
- 7 Continue to do the rest of the area at 4.6 sq. m. (50 sq. ft.) area for 90 seconds
- 8 When the entire surface is done, rinse off any **POLYBIND DUST** residue off the surface.
- 9 Use a leaf blower to remove any excess water remaining on the wet cast or natural stone pores and crevices. This blowing action is necessary to help remove any remaining **POLYBIND DUST** residue left on wet cast or natural stone surfaces from the previous steps.



**POLYBIND DUST**  
**FOR STONE JOINTS 1/2" TO 6"**  
TDS Revision Date (dd/mm/yyyy): 20/12/2024

Packaging:	Product	Size	Units per Pallet
	POLYBIND DUST - Tan	22.7 kg (50 lb)	56
	POLYBIND DUST - Grey	22.7 kg (50 lb)	56

**15-YEAR LIMITED WARRANTY (RESIDENTIAL)**

Please note that this limited warranty applies only when the product is used for residential purposes exclusively (home owners or contractors using the product for single or multi-unit dwellings that are exclusively for residential use). The manufacturer cannot guarantee results as it has no control over surface and sub-surface preparation and product application. (Proper installation of pavers or slabs to ensure long-term stability of work, including granular foundation of certified crushed stone of 0-3/4 inch (minimum of 6 inches), bedding sand layer (maximum of 1 inch) and appropriate installation of reinforce edging in accordance with above specified method for applying product). Also warranted when used with [Gator Base](#). However, for a period of 15 years from purchase, the manufacturer agrees that if the product is proven to be defective, and on the condition that it was installed pursuant to the method of application of surface and sub-surface preparation described above, then the manufacturer agrees to refund the purchase price. Proof of purchase is required for any claim.

**EXCLUSION OF RESPONSIBILITY**

THE PARTIES AGREE THAT REFUND OF THE PURCHASE PRICE AS STATED IS THE ONLY OBLIGATION OF THE MANUFACTURER. IN ALL EVENTS, THE MANUFACTURER SHALL NOT BE LIABLE FOR ANY OTHER DAMAGES OR COSTS WHATSOEVER, (INCLUDING REMOVAL OR REINSTALLATION OF SAND OR PAVERS) DIRECT OR CONSEQUENTIAL. TO THE EXTENT PERMITTED BY LAW, THE MANUFACTURER EXCLUDES ANY IMPLIED WARRANTY OF QUALITY, MERCHANTABILITY OR FITNESS FOR PURPOSE. ALLIANCE DESIGNER PRODUCTS INC. excludes any responsibility whatsoever for the presence of moss, mold, mildew, or similar factors that may occur on the product after its installation. The presence of moss, mold or mildew is caused by the particular on-site conditions, including excess moisture, shade, absence of ventilation, inadequate cleaning or maintenance, presence of soil or other organic debris left on the product after installation. ALLIANCE DESIGNER PRODUCTS INC. excludes any responsibility for use of POLYBIND DUST for any installation not installed to manufacturer's specifications.

**1 YEAR LIMITED WARRANTY (COMMERCIAL)**

Please note that when the product is used for other purposes (Mixed-use, commercial, institutional or other), the above terms apply except that the applicable period is reduced to 1 year from purchase.

Alliance Gator excludes any responsibility for use of any Polybind Polymeric Stone Dust for any installation not installed to manufacturer's specifications.

**15 YEAR**  
**LIMITED WARRANTY**

**WATER**  
**PROOF**   
**BAG**

